



**DASMA**  
Door & Access Systems  
Manufacturers Association  
International

OPERATOR & ELECTRONICS DIVISION

# TECHNICAL DATA SHEET

## #365

1300 Sumner Avenue  
Cleveland, Ohio 44115-2851  
Phone: 216-241-7333 • Fax: 216-241-0105  
E-mail: [dasma@dasma.com](mailto:dasma@dasma.com)

## Dimensions to Consider When Installing an Accessible Communications System

### Introduction

Requirements for accessible communications systems are referenced in various published documents, most notably ANSI/DASMA 303, which details a number of aspects of such systems. For an installer of such systems, dimensional considerations are important not only for compliance with accepted industry practice, but for compliance with ADA requirements. This technical data sheet will explain and illustrate various dimensional considerations.

### General

Provisions in ANSI/DASMA 303, and in other accessibility related publications, have been written to accommodate persons in wheelchairs and are in compliance with current ADA requirements. Mounting location is a primary factor associated with dimensioning, and shall take into consideration clear floor space or ground space to allow easy access by a person in a wheelchair. The mounting height of the communication system must take into consideration the accessibility of the system to persons who may have restricted movement because of a physical disability and to persons confined to a wheelchair. Persons in wheelchairs may have access to the system by approaching the unit only from the front, or they may be able to approach the unit from both a front and side reach point.

Two primary aspects of mounting location as relating to dimensions are approach and reach.

### Approach

A person shall be able to approach within 3 inches (76 mm) of the accessible communication system without encountering protruding objects or standing within the swing of a door.

---

**Note: Technical Data Sheets are information tools only and should not be used as substitutes for instructions from individual manufacturers. Always consult with individual manufacturers for specific recommendations for their products and check the applicable local regulations.**

This Technical Data Sheet was prepared by the members of DASMA's Operator & Electronics Division Technical Committee. DASMA is a trade association comprising manufacturers of rolling doors, fire doors, grilles, counter shutters, sheet doors, and related products; upward-acting residential and commercial garage doors; operating devices for garage doors and gates, sensing devices, and electronic remote controls for garage doors and gate operators; as well as companies that manufacture or supply either raw materials or significant components used in the manufacture and installation of the Active Members' products.

**Reach**

Reach shall be taken into consideration as follows:

- Unobstructed forward reach. Where a clear floor or ground space allows only a forward approach to an object and is unobstructed, mounting height shall be a minimum of 15 inches (381 mm), and a maximum of 48 inches (1.22 m), above the floor or ground to the operable controls. See Figure 1 for illustration.
- Obstructed high forward reach. If the high forward reach is over an obstruction, reach and clearances shall be as shown in Figures 2 and 3.
- Unobstructed side reach. Where a clear floor or ground space allows a parallel approach to an object and the side reach is unobstructed, and the edge of the clear floor space is 10 inches (255 mm) maximum from the object, mounting height shall be a minimum of 15 inches (380 mm), and a maximum of 48 inches (1.22 m), above the floor or ground to the operable controls. See Figure 4 for illustration.
- Obstructed high side reach. If the side reach is over an obstruction, the reach and clearances shall be as shown in Figures 5 and 6.

**Note: Figures taken from ICC/ANSI A117.1-2009**

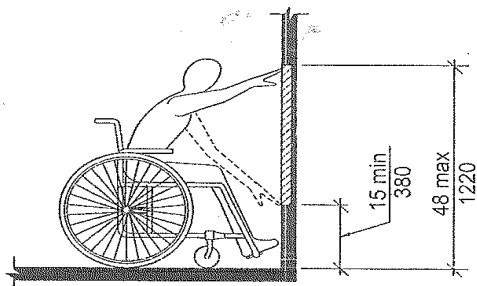


Figure 1

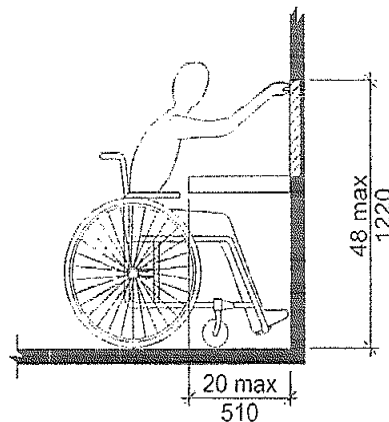


Figure 2

Note for Figure 2: X shall be less than or equal to 25 inches. Z shall be greater than or equal to X. When X is less than 20 inches, then Y shall be 48 inches maximum. When X is 20 to 25 inches, then Y shall be 44 inches maximum.

**Note: Technical Data Sheets are information tools only and should not be used as substitutes for instructions from individual manufacturers. Always consult with individual manufacturers for specific recommendations for their products and check the applicable local regulations.**

This Technical Data Sheet was prepared by the members of DASMA's Operator & Electronics Division Technical Committee. DASMA is a trade association comprising manufacturers of rolling doors, fire doors, grilles, counter shutters, sheet doors, and related products; upward-acting residential and commercial garage doors; operating devices for garage doors and gates, sensing devices, and electronic remote controls for garage doors and gate operators; as well as companies that manufacture or supply either raw materials or significant components used in the manufacture and installation of the Active Members' products.

OPERATOR & ELECTRONICS DIVISION  
**TECHNICAL DATA SHEET**

**#365**

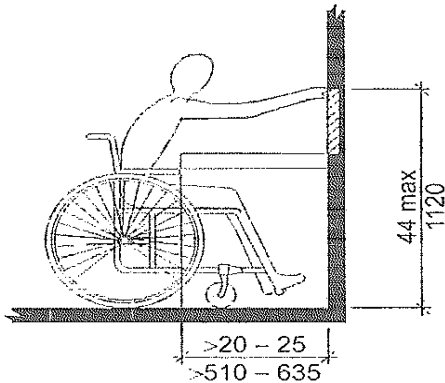


Figure 3

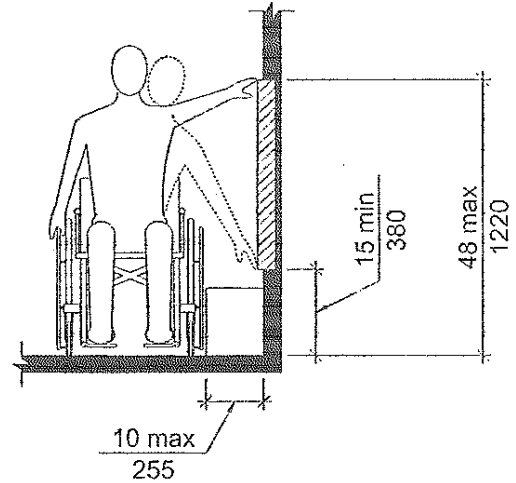


Figure 4

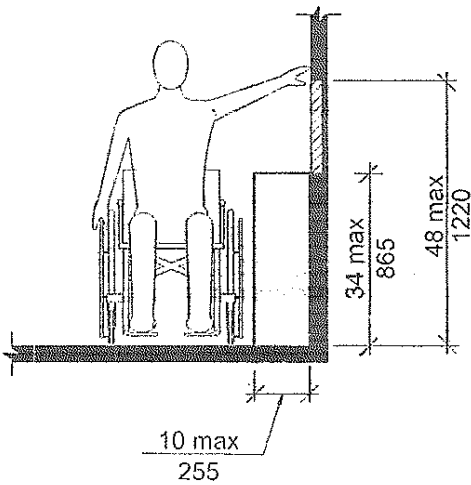


Figure 5

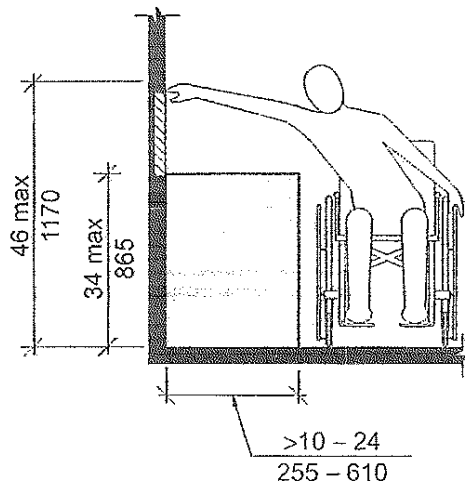


Figure 6

**Note: Technical Data Sheets are information tools only and should not be used as substitutes for instructions from individual manufacturers. Always consult with individual manufacturers for specific recommendations for their products and check the applicable local regulations.**

This Technical Data Sheet was prepared by the members of DASMA's Operator & Electronics Division Technical Committee. DASMA is a trade association comprising manufacturers of rolling doors, fire doors, grilles, counter shutters, sheet doors, and related products; upward-acting residential and commercial garage doors; operating devices for garage doors and gates, sensing devices, and electronic remote controls for garage doors and gate operators; as well as companies that manufacture or supply either raw materials or significant components used in the manufacture and installation of the Active Members' products.