

Letters to the Editor

We apologize

In our spring issue, we published a letter from a door dealer in Madison, Wis., who said he had some customers who received objectionable invoices from the Precision dealer in his area. Even though the letter writer stands by his claims, he had no invoices or evidence, other than his eyewitness testimony, to prove his allegations.

Precision Door of Madison has adamantly disputed the allegations, claiming that they are provably false.

In retrospect, we could have required more evidence before publishing this letter, and we could have reached out to Precision Door for its side of the story.

Therefore, we would like to extend an apology to Precision Door of Madison. ■

ASK JOE HETZEL DASMA Technical Director

UL 325 and barrier arms

Can you clarify how barrier arms comply to UL 325? In DASMA TDS-353, UL 325 Table 32.1 covers how barrier arms protect against entrapment, but it does not discuss the minimum quantity of entrapment protection means required. Is there a minimum number of entrapment protection means required for barrier arms?



JOE: No. Single bar-type barrier arms are exempt from entrapment protection specifications because there is no risk of an individual becoming entrapped.

Table 32.1 specifies the means or types of entrapment protection devices that can be used for a given type of gate operator. Table 32.2 specifies the minimum number of entrapment protection means that must be used. Since UL 325 does not mandate entrapment protection for barrier arms, no minimum entrapment means is required.

Dealers should contact the barrier arm manufacturer for UL 325 terms and conditions of their labeling/listing.


Shedding light on door operator bulbs

Where a garage door operator is required to have visual and audible warnings, is it the installer's responsibility to install light bulbs?

JOE: Yes. Where this requirement applies, visual and audible warnings are specifically for the "unattended operation" mode. Since the light bulbs are part of the safety system of the operator in this case, they must be installed and functionally checked for operation. This feature is just like any other safety device or operator feature (such as photo-eyes, manual release, reversal testing, etc.), and is to be installed in accordance with the manufacturer's instructions.

The installer should install the light bulbs whether or not the customer wants them. If the customer objects, the installer should document that the light bulbs were installed and that the customer was informed of their potential liability if they (the customer) should remove the bulbs after installation.

If an installer chooses not to install the light bulbs, the installer could be subject to liability if there is a future unattended operation incident in which the warning features of the operator were to be employed. ■




DOORS

HYDRAULIC — OR — BIFOLD


ONE-PIECE DOORS STRAP LIFT DOORS

THE DOOR LEADER



- AVIATION
- AG DOORS

- SHOP DOORS
- BARN DOORS



SCHWEISSDOORS.COM

507-426-8273